Multiple District 300C

As of October 2026 Cumulative

Year	New Clubs	Dropped Clubs	Gain/ Loss Clubs	New Members	Charter Members	Reinstate Members	Transfer Members	Total Member Added	Total Members Dropped	Gain/ Loss Members
2022-2023	7	0	7	1,027	295	63	73	1,458	1,386	72
2023-2024	8	2	6	1,337	401	53	15	1,806	2,401	-595
2024-2025	42	2	40	1,267	2,501	151	288	4,207	2,928	1,279
2025-2026	5	2	3	1,615	157	92	57	1,921	1,868	53
2026-2027	3	0	3	1,000	108	29	50	1,187	99	1,088
Average	**13**	**1**	**12**	**1,249**	**692**	**78**	**97**	**2,116**	**1,736**	**379**

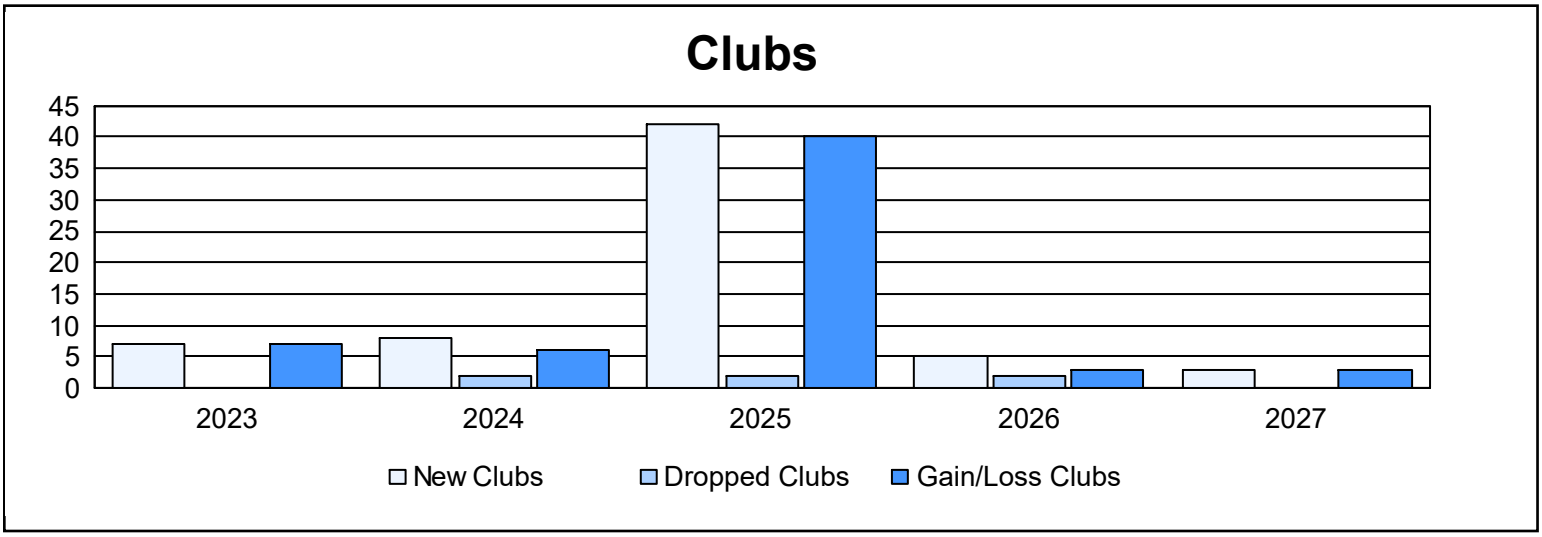

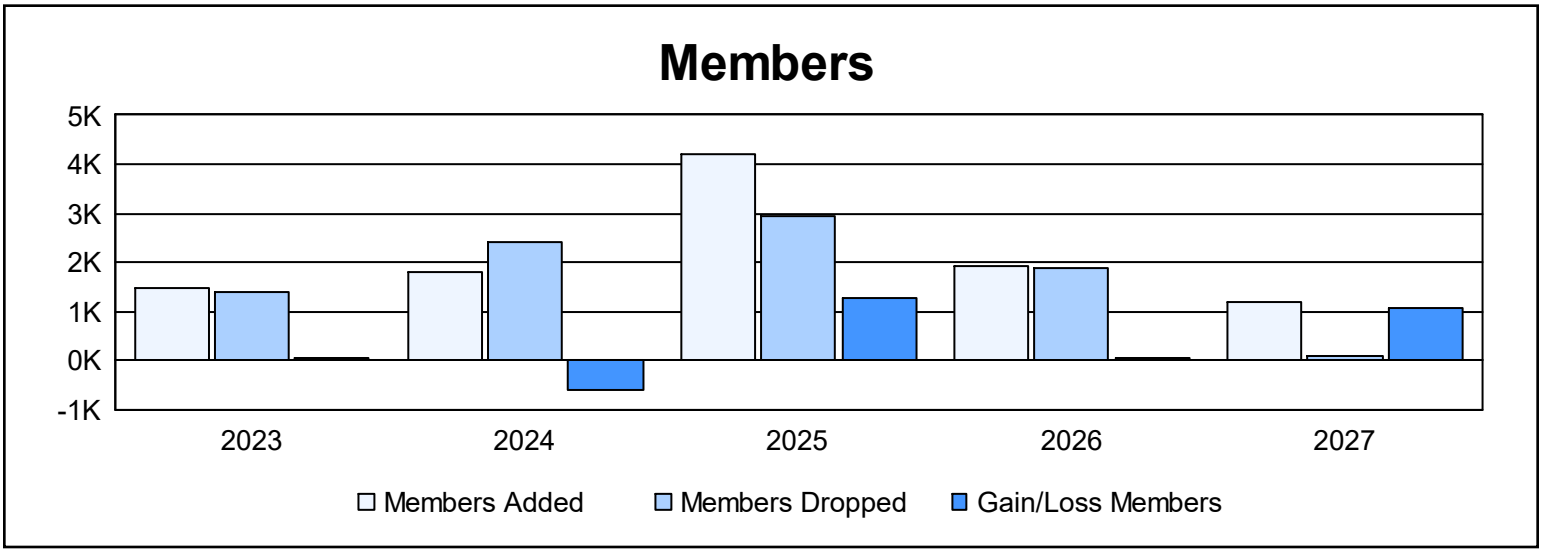

Membership Composition
October 2026 Cumulative

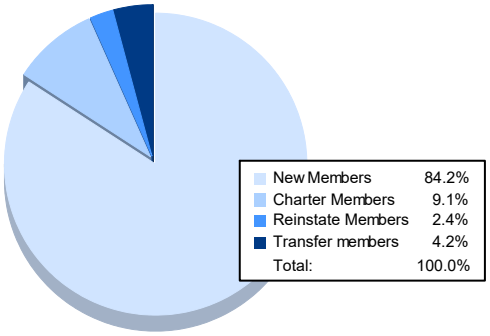

Gender Composition
October 2026 Cumulative

